

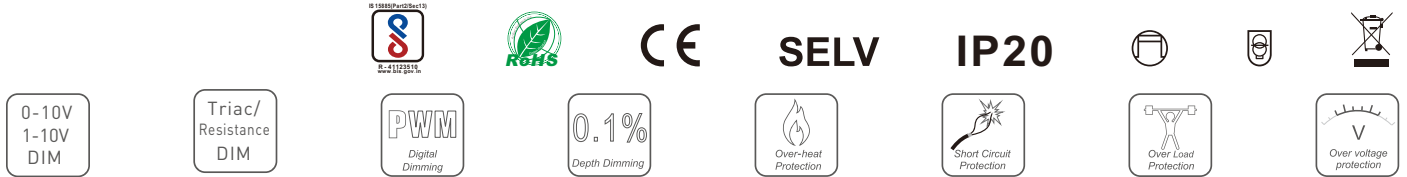
## LED 5-in-1 Dimmable Driver (CV)

- TRIAC/ 0-10V/1-10V/10V PWM/RESISTANCE DIM
- Dimming range: 0~100%, LED start at 0.1% possible.
- 0-100% flicker-free, High frequency exemption level.
- High Efficient driver: efficiency 93%.
- Over load / Over temp. / Short circuit / Over voltage protection, recover automatically.
- Up to 50000-hour life time.



5 in 1 dimming  
 0-10V  
 1-10V  
 10V PWM  
 TRIAC DIM  
 Resistance DIM

Flicker-free  
 IEEE 1789  
 High frequency exemption level

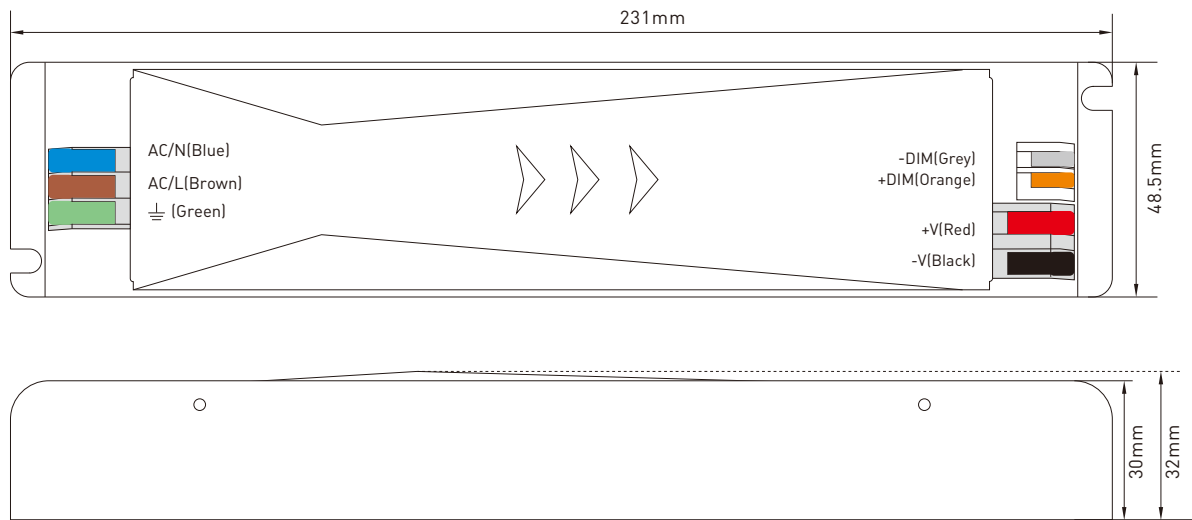


### Specification

Model	GL-CVP12-250W-DIM	GL-CVP12-250W-DIM	
OUTPUT	Output voltage	12VDC	24VDC
	Output voltage range	12VDC±3%	24VDC±2%
	Output current	Max 25A	Max 12.5A
	Output power	Max 250W	
	Output power range	0~250W	
	With or without strobe	No strobe	
	Dimming range	0~100%, dimming depth: Max. 0.1%	
	Ripple & Noise	±2%	
	PWM frequency	700hz-16Khz	
INPUT	Dimming interface	Traic/0-10V/1-10V/10V PWM/RESISTANCE DIM(0-100K)	
	Input voltage	100-130Vac	
	Frequency	60Hz	
	Input current	4.8A Max.	
	Power factor	PF>0.55/115Vac, at full load	
	Efficiency (typ.)	> 85%	
	Inrush current(typ.)	Cold start 80A at 115Vac	
	Control surge capability	L-N:1.5KV	
	Leakage current	Max. 0.5mA	
ENVIRONMENT	Working temperature	ta: -30°C ~ 45°C tc: 90°C	
	Working humidity	20 ~ 95%RH, non-condensing	
	Storage temp., humidity	-40°C ~ 80°C, 10~95%RH	
	Vibration	10~500Hz, 2G 12min./1cycle, period for 72min. each along X, Y, Z axes.	
PROTECTION	Overtemperature	Protection type: Shut down o/p voltage, re--power on to recover	
	Over voltage protection	Shut down the output when non-load voltage ≥ 13.5-18V, re-power on to recover after fault condition is removed.	Shut down the output when non-load voltage ≥ 27-35V, re-power on to recover after fault condition is removed.
	Over load protection	Shut down the output when current load ≥ 120%, auto recovers	
	Short circuit protection	Protection type: 1. When the first-level short-circuit protection is triggered, the fault can be automatically recovered; 2. When the second-level short-circuit protection is triggered, the power needs to be turned on again after the fault is eliminated	
SAFETY & EMC	Withstand voltage	I/P-O/P: 3750Vac	
	Isolation resistance	I/P-O/P: 100MΩ/500VDC/25°C/70%RH	
	Safety standards	IEC/EN61347-1, IEC/EN61347-2-13	
	EMC emission	EN55015, EN61000-3-2 Class C, IEC61000-3-3	
	EMC immunity	EN61000-4-2,3,4,5,6,8,11 EN61547	
	Strobe test standard	IEEE 1789	

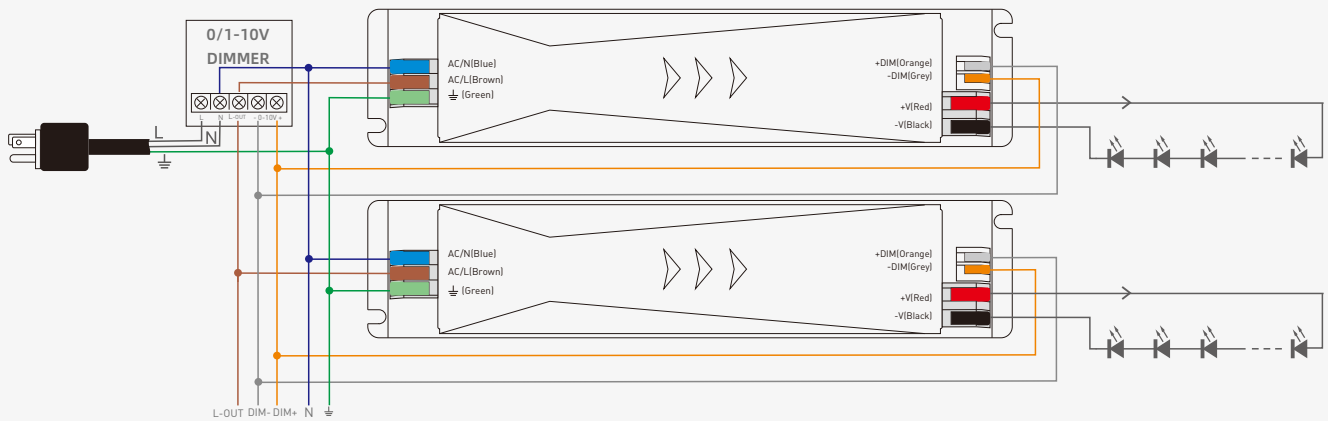
## Dimensions

Unit: mm

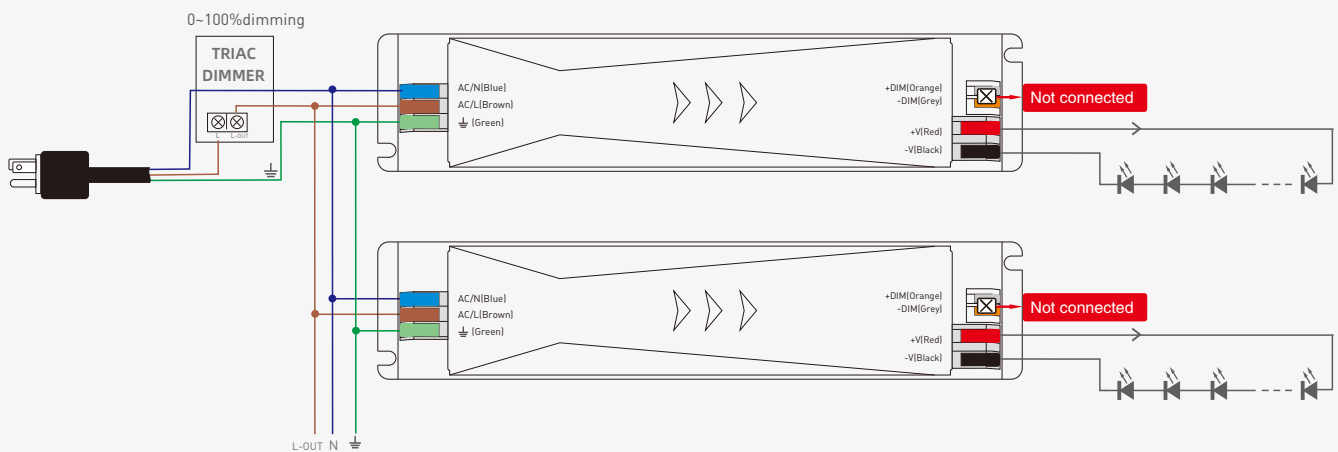


## Wiring diagram

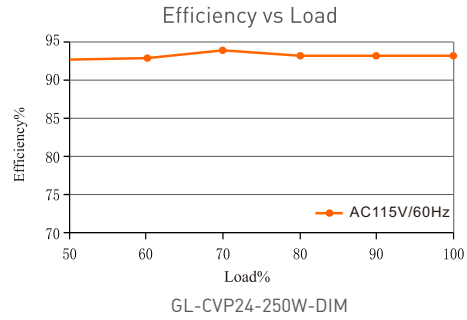
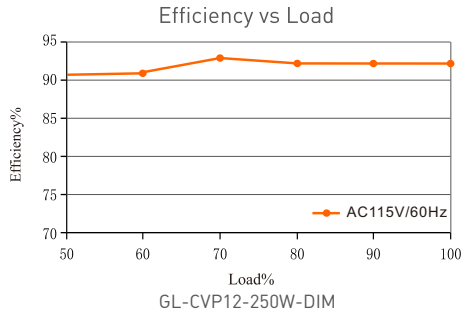
### 1-10V/10V PWM Dimming diagram



### TRIAC Dimming diagram



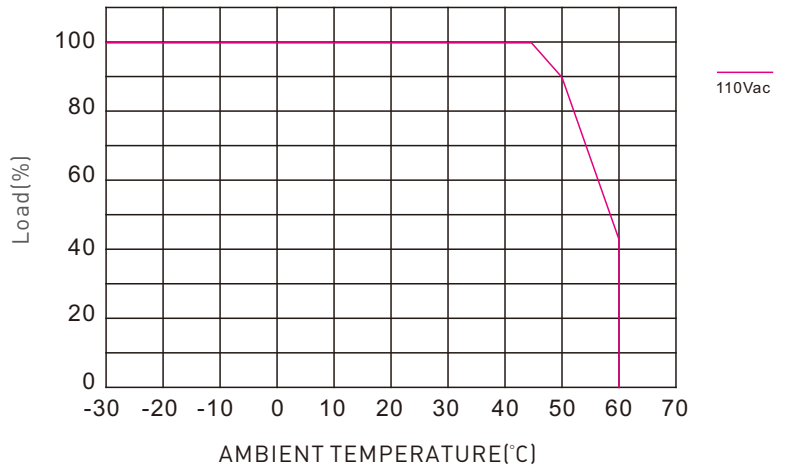
## Relationship diagrams



## Packaging Information

DIMENSION	231*48.5*32mm(L*W*H)
PACKING	mm(L*W*H)
CARTON QUANTITY	PCS
CARTON SIZE	mm(L*W*H)
WEIGHT	445±10gPCS

## Temperature load curve



## Flicker Test Form

Exemption assessment  
(High frequency exemption)

### IEEE 1789

Limit of Modulation in low risk area	
Waveform frequency of Optical output	limit (%)
$f \leq 8\text{Hz}$	0.2
$8\text{Hz} < f \leq 90\text{Hz}$	$0.025 \times f$
$90\text{Hz} < f \leq 1250\text{Hz}$	$0.08 \times f$
$f > 1250\text{Hz}$	Exemption assessment
Limit of Modulation in no effect area	
Waveform frequency of Optical output	limit (%)
$f \leq 10\text{Hz}$	0.1
$10\text{Hz} < f \leq 90\text{Hz}$	$0.01 \times f$
$90\text{Hz} < f \leq 3125\text{Hz}$	$[0.08/2.5] \times f$
$f > 3125\text{Hz}$	Exemption assessment (High frequency exemption)

Brightness

- ◆ 1%
- ▲ 5%
- ◆ 10%
- 20%
- ▲ 30%
- 40%
- ★ 50%
- 60%
- 70%
- ★ 80%
- ◆ 100%

